

A FOREST RIVER BRAND

DYNAMAX

FORESTRIVERINC.COM

6 SERIES *isata*

2026

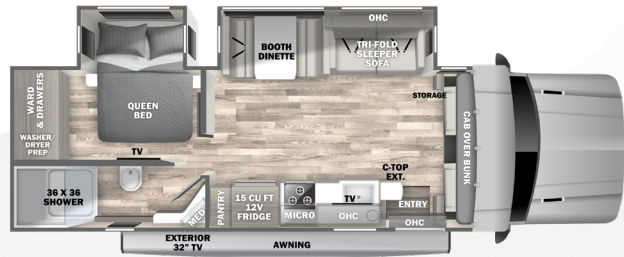


Pictured with Optional Xplorer Dark Full Body Paint

ISATA 6 SERIES

In the Isata 6 Series driver's seat, you'll enjoy the confidence that comes with the control, comfort, and stability of the Ford F600 4x4 Chassis. Meanwhile, everywhere you look you'll see the extra touches - including cut and buffed paint, RV-friendly features, and luxury amenities. So wherever your journeys take you - along the busy highway or up the mountain pass, or even on the "roads less traveled", the Isata 6 Series will provide freedom and comfort like nothing else on the road.

30FW

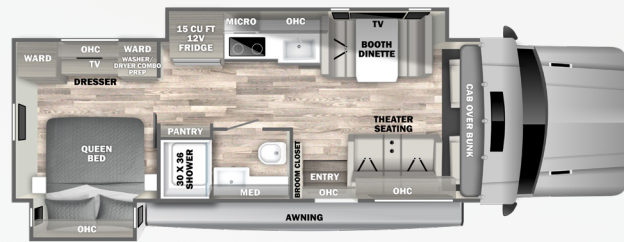


OPTIONS

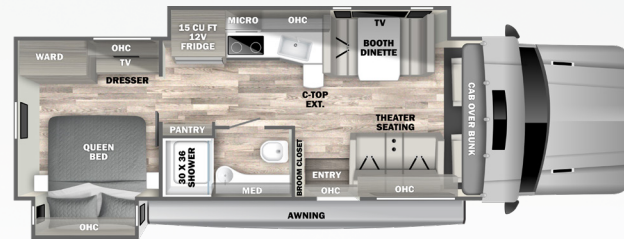


DUAL POWER THEATER SEATS
IPO Sofa (30FW)

31KS



31KS
(Dealer Stock Only)



SPECIFICATONS	30FW	31KS
GVWR (lbs.)	22,000	22,000
GCWR (lbs.)	43,500	43,500
GAWR - Front (lbs.)	7,250	7,250
GAWR - Rear (lbs.)	15,500	15,500
UVW* (lbs.)	17,998	17,895
Overall Length	34' 1"	34' 1"
Exterior Width	101"	101"
Wheelbase	244"	244"
Overall Exterior Height w/15,000 BTU Roof A/C	11' 11"	11' 11"
Interior Height	84"	84"
Fuel Capacity (Gal.)	66	66
Water Capacities (Gal.) Fresh/Gray/Black	78/45/45	78/45/45
LPG Capacity (WC) (Gal./lb.)	20.3/86	20.3/86
Awning Length	16'	16'

*UVW is an estimate only based on standard equipment.

STANDARD FEATURES & OPTIONS

CHASSIS

- Ford® F600 XLT Chassis - Factory 4-Wheel Drive (22,000-lbs. GVWR / 43,500-lbs. GCWR)
- Power Stroke® 6.7L V8 Turbo Diesel (330hp / 950 lb-ft Torque)
- TorqueShift® 10-Speed Automatic Transmission
- 66.5-Gallon Fuel Capacity (40-Gallon Tank and 26.5 Gallon Tank)
- 7.2-Gallon Diesel Exhaust Fluid Tank
- Trailer Hitch (15,000 Tow lbs. / 1,500 Tongue lbs.) with 7-Way Round Tow Connection
- Ford® OEM Brake Controller
- Exhaust Brake
- Remote Start System
- Audible Lane Departure Warning
- AutoLamp - Auto On/Off Headlamps
- Cruise Control (Steering Wheel-Mounted)
- Pre-Collision Assist (PCA) with Automatic Emergency Braking (AEB)
- SOS Post-Crash Alert System™
- SecuriLock® Passive Anti-Theft System (PATS)
- Front and Rear Stabilizer Bars
- AdvanceTrac® with RSC® (Roll Stability Control™)
- DynaRide+ Upgraded Suspension System featuring Four-Point Bilstein® Gas-Charged Shock Absorbers and Rear MORryde® RSX™ Rubber Shear Springs with Heavy-Duty Rear Sway Bar
- Fog Lights
- Engine Block Heater
- Adjustable Gas/Brake Pedals
- Momentary Battery Booster Switch for Connecting Chassis and House Batteries
- Dual 12V Chassis Batteries
- 350-Amp Alternator
- 4-Wheel ABS
- B-20 Bio Diesel Capability
- Aluminum Running Boards
- Front and Rear Tires: 245/70R19.5G BSW All Position
- Black Aluminum Single Front Wheels and Dual Rear Wheels (19.5" x 6.0") *Starting at SGC007240
- 4.30 Rear Axle Ratio
- Daytime Running Lights
- Heated Leatherette Driver and Passenger Seats with Armrest
- 8-Way Power Driver Seat
- Quad-View Camera System (Right Side, Left Side, Hitch, and Rear Horizon Views)
- 12V and USB Accessory Ports
- 8" Touch Screen Dash Radio with SYNC® 4, Wireless Phone Connection, Cloud Connected, AppLink® with App Catalog, 911 Assist®, Apple CarPlay®, Android Auto®, FordPass™ Connect 5G, and Digital Owner's Manual
- Adjustable Steering Column

- Power and Heated Exterior Mirrors with Integrated Clearance Lamps & Turn Signals
- Power Windows and Locks
- 3-Point Seat Belts
- Front & Side Curtain Airbags
- Drink Holders

CONSTRUCTION

- 2" Aluminum-Framed, Laminated Sidewalls with High-Density Block Foam Insulation
- Composite Exterior Fiberglass (No Exterior Wood)
- Aluminum-Framed Floor
- Laminated Roof
- Crowned, One-Piece Fiberglass Roof
- Fiberglass Front Wing Panels
- Automatic, 4-Point Hydraulic Leveling Jacks
- Dual-Pane, Dark-Tinted, Frameless Square Windows with Integrated Night Shades & Screens
- Seamless Rotocast Storage Compartments with LED Lighting
- Side-Hinged, Locking Aluminum Exterior Storage Doors with Paddle Latches

EXTERIOR

- Custom Full Body Paint Package
- Premium Cut and Buffed Paint Finish
- Front-End Diamond Shield® Paint Protection
- Armless Patio Awning with LED Lighting and Motion-Activated Retraction
- Slideout Toppers
- LED Patio Light
- Power Entry Steps with Upgraded SeaDek® Step Treads
- Entry Door with Rotary Latch; Dark-Tinted, Frameless Window; and Integrated Shade
- Keyless Entry Touch Pad at Entry Door
- Remote Key Fob Entry (Integrated with Chassis Key Fob)
- Lighted Acrylic Entry Grab Handle
- Exterior Wall-Mounted Entertainment Center with 32" LED Smart TV and Sound Bar
- Front and Rear LED Clearance and Marker Lighting
- Rear Docking Lights
- Rear "DYNAMAX" Rock Guard

INTERIOR

- Front Cab-Over Bunk Area with Mattress (50" x 79") and Privacy Curtain
- Premium Vinyl Flooring Throughout
- Soft-Touch Padded Vinyl Ceiling
- Entry with Non-Skid Rubber Steps
- LED Recessed Ceiling Lights
- Sprung, Residential Style Dinette Seats with Lift Up Storage
- Tri-Fold Sofa (N/A - 31KS)
- Hardwood Shaker-Style Cabinetry
- Full Extension, Soft-Closing Drawer Guides (where applicable)

- Hidden Hinges
- 40" Smart TV with Built in JBL Sound Bar (Living Area)
- Thermal, Reflective Front Privacy Shades
- USB Charging Ports

KITCHEN

- 12V 15 cu. ft. 3-Door Compressor-Driven Refrigerator
- Sealed Gas Range with Glass Cover (30FW)
- Induction Range (31KS Only)
- Convection Microwave Oven with Air Fryer Functionality
- Solid Surface Countertops with LED Edge Lighting and Backsplash
- Stainless Steel Sink with Roll-Up Stainless Steel Slotted Covers
- Residential Black Spring Gooseneck Faucet
- Pantry
- Overhead Cabinet Accent Lighting
- Under-Cabinet Lighting
- MaxxAir® Power Vent with Built-In Rain Cover

BEDROOM

- Queen Bed (60" x 75") with Gel-Infused Memory Foam Mattress
- Designer Bedding Package
- 32" LED Smart TV
- Cedar-Lined Wardrobe
- LED Reading Lights
- USB Charging Ports

BATHROOM

- Designer Shower (30FW: 36" x 36" / 31KS: 30" x 36")
- Light-Weight, Soft-Sided Shower Door (30FW)
- Glass Shower Door (31KS)
- Shower Skylight
- Oxygenics Body Spa® RV Shower Head
- Top-Mount Sink with Residential Faucet
- Porcelain Foot-Flush Toilet (30FW)
- Porcelain Electronic-Flush Macerator Toilet (31KS)
- MaxxAir® Power Vent with Built-In Rain Cover

UTILITIES

- Dual Low-Temp Lithium Auxiliary Batteries (324Ah Total) on Pull-Out Tray *Starting at SGC007341: Single Low-Temp Lithium Auxiliary Battery (240Ah Total) on Pull-Out Battery Tray
- Single Low-Temp Lithium Auxiliary Battery (240Ah Total) *Starting at SGC007341
- Multiplex® Wiring with Touch Screen Command Center, Switch Panels, and Bluetooth® Smart Phone App Control
- Battery Disconnect
- 200W Glass Solar Panel with 30-Amp Controller
- 50-Amp Service
- 3,000W Hybrid Pure Sine Wave Inverter/Charger
- 8kW Onan® Diesel Generator with Auto Transfer Switch (Mounted on Isolator Pads)

- Automatic Generator Start
- Dual Ducted, Low-Profile 15,000-BTU Air Conditioners with Heat Pumps
- 40,000-BTU LP Furnace with Electronic Ignition
- 60,000-BTU Truma® AquaGo Comfort Plus™ On-Demand Water Heater (LP)
- 20.3-Gallon LP Tank (WC)
- LP Quick Connect
- Prepped for Combo Washer/Dryer *Starting at SGC007236
- Water Filtration System
- Exterior Shower in Service Bay
- Exterior GFCI Receptacle
- Prepped for Roof-Mounted Satellite
- Prepped for Roof-Mounted Starlink Satellite Internet System
- Winegard® OTA HDTV Antenna
- 4X4 HDMI Matrix
- Cable TV/Satellite Hookup in Service Bay
- Thetford® Sani-Con Turbo Macerator System
- Black Tank Flush
- SureLevel® Tank Level Monitoring System
- Furnace-Heated Utility Compartment
- Enclosed and Furnace-Heated Holding Tanks
- Upgraded 12V On-Demand Water Pump (4 gallons per minute)
- Carbon-Monoxide, LP, and Smoke Detectors
- Fire Extinguisher

OPTIONS

- Single Color Full Body Paint
- Dual, Power Reclining Theater Seats in Place of Sofa (Standard on 31KS)
- Xplorer Package - includes Insulated Cab Curtain; Four Lithium House Batteries (648Ah Total); 1,000W Solar Package; Insulated Utility Bay with Secondary Tank Heater and Temperature Sensor; and Access to Exclusive Xplorer Package Paint Scheme (Dark, Light, or Midnight) *Starting at SGC007341: Three Lithium House Batteries (720Ah Total)



30FW with Driftwood II cabinetry and Milano II décor



31KS with Driftwood II cabinetry and Milano II décor

FULL BODY PAINT PACKAGES*

With Front-End Diamond Shield

*Other Full Body Paint Options to Come!



Platinum (Single Color Full Body Paint)



THE OPTIONAL, ALL-SEASON XPLORER PACKAGE

Tested and developed for over a decade in the Canadian Rockies



Shown with Xplorer Package Full Body Paint available in "Light" (Top), "Dark" (Bottom) and "Midnight" (to come).

Xplorer Package includes:

- **Upgraded Lithium Batteries** – 648Ah with built-in heaters to maximize off-grid efficiency
- **Enhanced Solar Power** – 1000 Watts with MPPT controllers for up to a 30% better charging rate
- **Furnace-Heated Utility Bays with Thermal-Foil Insulation** – enhance heat retention.
- **Secondary 12V Tank Heater in Utility Bay** – thermostatically-controlled; provides auxiliary/back-up heat
- **Temperature Sensor in Utility Bay** – displays on interior multiplex panel
- **Enhanced Insulation in Walls, Floor, and Roof** – more easily maintains optimal interior temperature
- **Insulated Cab Curtain** – closes off the cab area in colder climates to minimize heat loss

DÉCOR SELECTIONS

SADDLE

Main

MILANO II

Main

DESERT (Dealer Stock Only)

Main



EACH NEW FOREST RIVER PURCHASE PROVIDES:

- ✓ Pre-delivery Inspection.
- ✓ Digital Owner's Manual.
- ✓ Free Membership to Forest River Owners Group (FROG).
Learn more at www.forestriverfrog.com.
- ✓ A Contribution to Care Camps Foundation www.carecamps.org.
- ✓ 1 Year Free Roadside Assistance from Date of Purchase.



SPEC DEFINITIONS:

Scan on your smartphone to learn RV terminology and more!



LEARN MORE:

Scan this QR code with your mobile device to learn more about Forest River.



All information contained in this brochure is believed to be accurate at the time of publication. However, during any model year, it may be necessary to make changes to the manufacturing process of the units and information in this brochure. Your unit may differ from the information in this brochure due to any changes in the manufacturing process and equipment. Forest River, Inc. reserves the right to make all such changes without notice, including prices, colors, combinations, materials, equipment and specifications of any model as well as the addition of new models and the discontinuance of models shown in this brochure. Therefore, please consult with your Forest River dealer and confirm the availability of any materials, combinations, designs, or specifications that are meaningful to your purchase decision.

©2026 Dynamax, a Division of Forest River, Inc., a Berkshire Hathaway Company. All Rights Reserved. Forest River, Inc. 02/26

DYNAMAX

2745 Northland Dr. • Elkhart IN 46514
574-262-3474 • www.dynamaxcorp.com



YOUR ISATA 6 SERIES DEALER